


# Table accessories

# A1.1

# Primus One

## Table accessories



## Technical features

- Intelligent additions to your table
- System profile insert panel for providing power in the rear table legs
- Electric socket installation kits for the cable through
- Spare parts and upgrades guarantee long-term unrestricted use of the tables
- Accessories adapt the table to new requirements
- Comprehensive detailed solutions

Standard colours:




Traffic red	RAL3020
Signal blue	RAL5005
Black grey	RAL7021

Individual colour available on request.

# Primus One

## System profile insert panel for rear table legs




### Technical data

Description			Ordering no.
<p>Blank panel for closing of the rear profile</p> <p>W = 80 mm, H = 523 mm</p> <p>Blank panel (for mobile tables) for closing of the rear profile</p> <p>W = 80 mm, H = 413 mm</p>		<p>Insert panel traffic red</p> <p>Insert panel signal blue</p> <p>Insert panel black grey</p>	<p>K5-0L0000.523.3020</p> <p>K5-0L0000.523.5005</p> <p>K5-0L0000.523.7021</p>
			<p>Insert panel traffic red</p> <p>Insert panel signal blue</p> <p>Insert panel black grey</p>
<p>Balance panel are necessary for tables without cable duct</p> <p>W = 80 mm, H = 150 mm</p>		<p>Insert panel traffic red</p> <p>Insert panel signal blue</p> <p>Insert panel black grey</p>	<p>K5-0L0000.150.3020</p> <p>K5-0L0000.150.5005</p> <p>K5-0L0000.150.7021</p>
<p>Profile panel with cable outlet</p> <p>W = 80 mm, H = 523 mm</p> <p>Equipment: cable outlet black Ø 60 mm</p>		<p>Insert panel traffic red</p> <p>Insert panel signal blue</p> <p>Insert panel black grey</p>	<p>K5-0L0100.523.3020</p> <p>K5-0L0100.523.5005</p> <p>K5-0L0100.523.7021</p>

# Primus One

## System profile insert panel for rear table legs




### Technical data

Description			Ordering no.
<p>PC connecting panel 1/N/PE ~ 50 Hz 230 V 16 A at Schuko socket (type F) with network connection and cable outlet Ø 60 mm</p> <p>W = 80 mm, H = 523 mm</p> <p>Equipment: 1 Schuko socket (type F) 1 RJ-45 Cat6 receptacle/receptacle 1 cable outlet black Ø 60 mm</p> <p>Country-specific variants possible for safety sockets.</p>		<p>Insert panel traffic red</p> <p>Insert panel signal blue</p> <p>Insert panel black grey</p>	<p>K5-2H00DE.523.3020</p> <p>K5-2H00DE.523.5005</p> <p>K5-2H00DE.523.7021</p>
<p>Power supply panel 1/N/PE ~50 Hz 230 V 16 A at Schuko socket (type F) with network connection and cable outlet Ø 60 mm and cut-out for surface-mounted socket box.</p> <p>W = 80 mm, H = 523 mm</p> <p>Equipment: 1 Schuko socket (type F) 1 cable outlet black Ø 60 mm 1 cut-out for cavity-wall socket box</p> <p>Country-specific variants possible for safety sockets.</p>		<p>Insert panel traffic red</p> <p>Insert panel signal blue</p> <p>Insert panel black grey</p>	<p>K5-2H01DE.523.3020</p> <p>K5-2H01DE.523.5005</p> <p>K5-2H01DE.523.7021</p>
<p>Power supply panel 1/N/PE ~50 Hz 230 V 16 A at Schuko socket (type F) with network connection and cable outlet Ø 60 mm and cut-out for surface-mounted socket box.</p> <p>W = 80 mm, H = 523 mm</p> <p>Equipment: 1 Schuko socket (type F) 1 cable outlet black Ø 60 mm 2 cut-outs for cavity-wall socket box</p> <p>Country-specific variants possible for safety sockets.</p>		<p>Insert panel traffic red</p> <p>Insert panel signal blue</p> <p>Insert panel black grey</p>	<p>K5-2H02DE.523.3020</p> <p>K5-2H02DE.523.5005</p> <p>K5-2H02DE.523.7021</p>

# Primus One

## System profile insert panel for rear table legs




### Technical data

Description		Ordering no.	
<p>Power supply panel 1 / N / PE ~ 50 Hz 230 V 16 A at Schuko socket (type F) with cable outlet Ø 60 mm</p> <p>W =80 mm, H = 523 mm</p> <p>Equipment: 1 Schuko socket (type F) 2 cable outlets black Ø 60 mm</p> <p>Country-specific variants possible for safety sockets.</p>		<p>Insert panel traffic red</p> <p>Insert panel signal blue</p> <p>Insert panel black grey</p>	<p>K5-2A00DE.523.3020</p> <p>K5-2A00DE.523.5005</p> <p>K5-2A00DE.523.7021</p>
<p>Power supply panel 1 / N / PE ~ 50 Hz 230 V 16 A</p> <p>at Schuko socket (type F) with cable outlet Ø 60 mm</p> <p>W =80 mm, H = 523 mm</p> <p>Equipment: 1 Schuko socket (type F) 2 cable outlets black Ø 60 mm</p>		<p>Insert panel traffic red</p> <p>Insert panel signal blue</p> <p>Insert panel black grey</p>	<p>K5-2A01DE.523.3020</p> <p>K5-2A01DE.523.5005</p> <p>K5-2A01DE.523.7021</p>
<p>Power supply panel 1 / N / PE ~ 50 Hz 230 V 16 A</p> <p>at Schuko sockets (type F)</p> <p>W =80 mm, H = 523 mm</p> <p>Equipment: 1 illuminated rocker switch 5 Schuko socket (type F)</p> <p>Country-specific variants possible for safety sockets.</p>		<p>Insert panel traffic red</p> <p>Insert panel signal blue</p> <p>Insert panel black grey</p>	<p>K5-2A02DE.523.3020</p> <p>K5-2A02DE.523.5005</p> <p>K5-2A02DE.523.7021</p>

# Primus One

## System profile insert panel for rear table legs

### Technical data

Description			Ordering no.
<p>Power supply panel 1 / N / PE ~ 50 Hz 230 V 16 A</p> <p>at Schuko socket (type F) with cable outlet Ø 60 mm</p> <p>W =80 mm, H = 523 mm</p> <p>Equipment: 1 cable outlet black Ø 60 mm 1 illuminated rocker switch 4 Schuko socket (type F)</p> <p>Country-specific variants possible for safety sockets.</p>		<p>Insert panel traffic red</p> <p>Insert panel signal blue</p> <p>Insert panel black grey</p>	<p>K5-2D01DE.523.3020</p> <p>K5-2D01DE.523.5005</p> <p>K5-2D01DE.523.7021</p>
<p>Power supply panel 3 / N / PE ~ 50 Hz 400 V 16 A</p> <p>at CEE socket outlet and Schuko socket (type F), as well as cable outlet Ø 60 mm</p> <p>W =80 mm, H = 523 mm</p> <p>Equipment: 1 cable outlet black Ø 60 mm 1 CEE socket outlet 2 Schuko socket (type F)</p>		<p>Insert panel traffic red</p> <p>Insert panel signal blue</p> <p>Insert panel black grey</p>	<p>K5-3A01DE.523.3020</p> <p>K5-3A01DE.523.5005</p> <p>K5-3A01DE.523.7021</p>
<p>Power supply panel 3 / N / PE ~ 50 Hz 400 V 16 A</p> <p>at CEE socket outlet and cable outlet Ø 60 mm</p> <p>W =80 mm, H = 523 mm</p> <p>Equipment: 1 cable outlet black Ø 60 mm 1 CEE socket outlet</p>		<p>Insert panel traffic red</p> <p>Insert panel signal blue</p> <p>Insert panel black grey</p>	<p>K5-3A02DE.523.3020</p> <p>K5-3A02DE.523.5005</p> <p>K5-3A02DE.523.7021</p>



# Primus One

## Table accessories

### Technical data

Description			Ordering no.
<p>Table leg adapter for lengthening the table legs by 30, 50, 60, 100 mm</p> <p>Other height possible on request.</p> <p>Note: Balance panels in same height are necessary! See chapter 1.1</p>		<p>K9-0X H030</p> <p>K9-0X H050</p> <p>K9-0X H060</p> <p>K9-0X H100</p>	
<p>Snap-on nuts for attaching accessories</p> <p>Set consists of 4 nuts with accessories</p>		<p>for M5</p> <p>for M6</p> <p>for M8</p>	<p>78-2HZM5</p> <p>78-2H</p> <p>78-2J</p>
<p>Table foot bracket</p> <p>Supplied in pairs including mounting material</p>			<p>K9-0G</p> 
<p>Connecting bracket</p> <p>Supplied in pairs including mounting material</p>			<p>K9-0H</p> 
<p>Filler piece for mounting on the system profile, made from sheet steel, powder-coated, including mounting material Content of package = 1 piece</p>			<p>K9-0D</p> 
<p>4 double swivel castors two of which are lockable for retrofitting</p> <p>Load-bearing capacity 100 kg per castor diameter 100 mm Construction height 120 mm</p>			<p>78-1R</p> <p>78-1S</p> 
<p>Elabo cable manager for tidy routing of cables.</p> <p>Content of package: 2 pieces The cables are simply pressed between the individually arranged rods and can be laid straight or curved.</p> <p>The selfadhesive rear side allows the cable manager to be attached to any flat surface.</p> <p>Dimensions: 100 x 100 x 20 mm</p>			<p>83-6X</p>